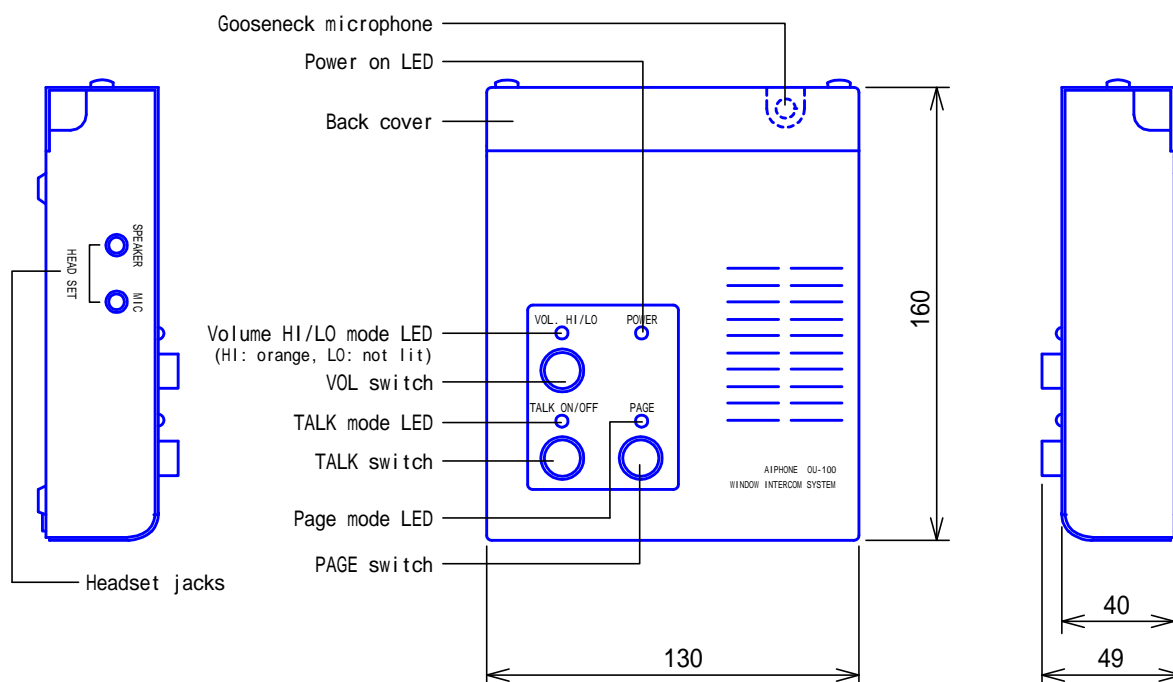
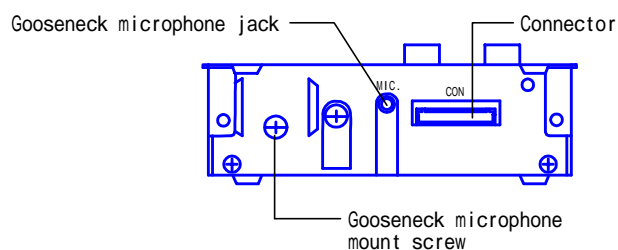


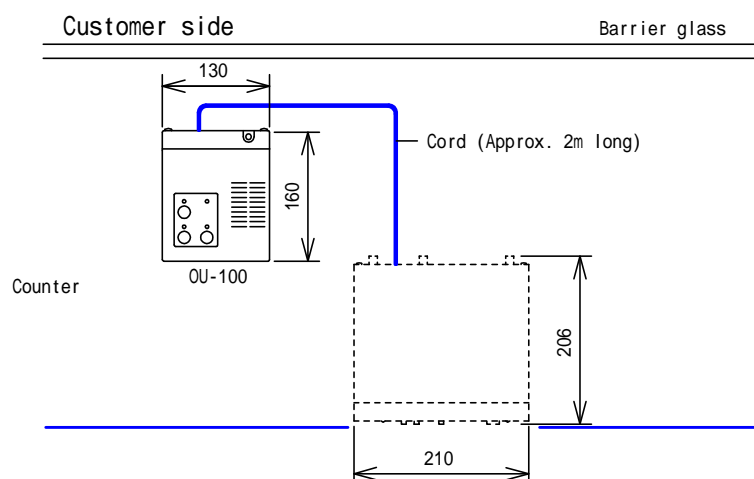
## PRODUCT DRAWING



### <BACK VIEW>



## MOUNTING At service counter;



The OU-100 location is auto decided, which shall be near ticket window on the clerk counter side and within reach of Interconnect cord (2m long) from Main unit MU-100, mounted beneath counter.

DESCRIPTION <b>OPERATION UNIT</b>	(Security window intercom)	FIG. NAME <b>PRODUCT DRAWING</b>	UNIT mm	DATE 24 June, 2005
MODEL NO. <b>OU-100</b>		FIG.NO. OU-100-1-2	PAGE 1/2	REVISION 1
<b>AIPHONE</b>				

## WIRING DIAGRAM



## RESTRICTIONS

Operation unit (OU-100) shall be located on service counter side, securing ease of operation and distance within reach of 2m(approx.) interconnecting with cord from Main unit (MU-100).  
When using Gooseneck microphone (IME-100), mount it to Operation unit (OU-100) before actually connecting Operation unit (OU-100) with the Main unit (MU-100).

## FUNCTIONS

Complies with Acoustic tube system (with built-in acoustic tube speaker & noise-cancelling microphone built-in).  
Also, complies with Conventional system with external speaker & external microphone.  
Turn off Talk switch in case inside sound should not be heard or to put system back to standby.  
System auto turns off when there are no customers (sensor-activated).  
To pass through, increase transmit volume double (when ambient noise becomes higher or a customer is not hearing well).  
Paging announcement to outside waiting room (Optional with a paging speaker separately required).

## SETTING

None of adjustments is equipped, except manual Speaker volume and Talk on/off operation when actually catering for customers.

## SPECIFICATIONS

Power source	24V DC			
Current consumption	Max. 780mA. Standby 120mA.			
Communication	Handsfree auto voice actuation			
Ambient temperature	0 ~ +40			
Housing	Sheet steel			
Unit color	Black (N1 Munsell Approximation)			
Weight	700g(approx.)			
DESCRIPTION OPERATION UNIT (Security window intercom)	FIG. NAME SPEC./WIRING/RESTR./FCN./SETTING	UNIT mm	DATE 24 June, 2005	
MODEL NO. OU-100	FIG.NO. OU-100-2-2	PAGE 2/2	REVISION 1	<b>AIPHONE</b>